



# City of Middleton Police Department

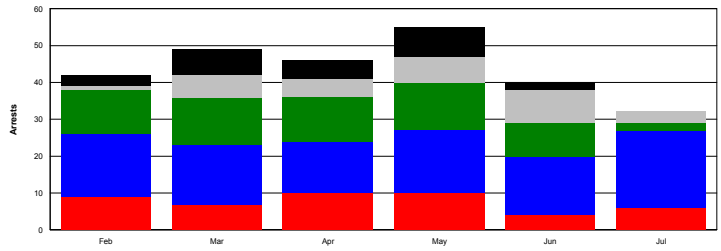
## Monthly Agency Summary

July of 2022



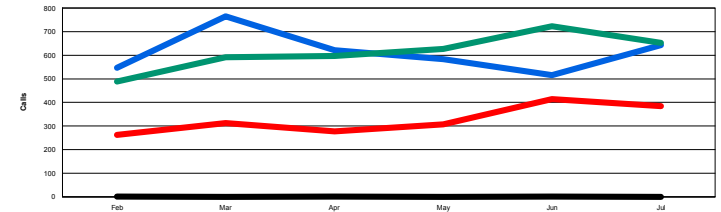
### Arrests

	Feb	Mar	Apr	May	Jun	Jul
<b>Felony</b>	9	7	10	10	4	6
<b>Misdemeanor</b>	17	16	14	17	16	21
<b>Ordinance</b>	12	13	12	13	9	2
<b>Warrant/P&amp;P</b>	1	6	5	7	9	3
<b>Others</b>	3	7	5	8	2	0
<b>Total</b>	42	49	46	55	40	32



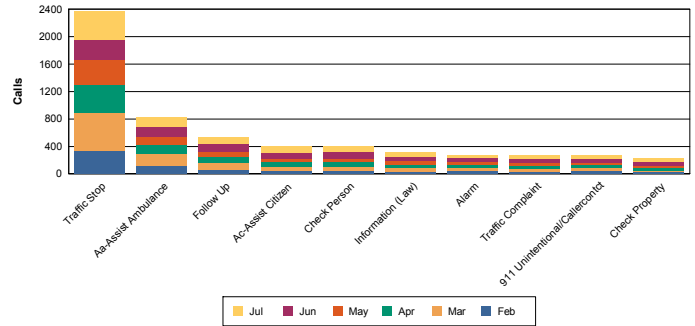
### Calls for Service

	Feb	Mar	Apr	May	Jun	Jul
<b>911</b>	262	313	278	307	414	384
<b>Officer Initiated</b>	547	764	621	583	516	643
<b>Citizen Gen</b>	488	592	597	627	723	652
<b>Unknown</b>	1	0	1	0	1	0
<b>Total</b>	1,298	1,669	1,497	1,517	1,654	1,679



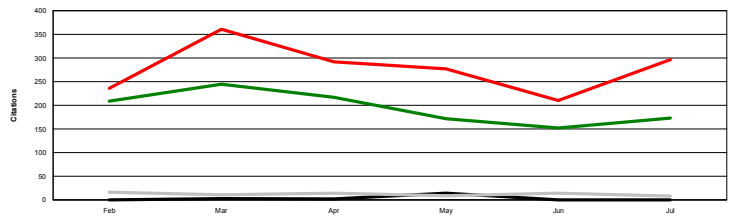
### Top 10 Natures

	Feb	Mar	Apr	May	Jun	Jul
Traffic Stop	347	538	418	360	294	420
Aa-Assist Ambulance	118	173	130	120	146	134
Follow Up	62	96	86	79	112	89
Ac-Assist Citizen	49	51	71	56	79	92
Check Person	41	65	67	54	90	81
Information (Law)	37	49	49	60	59	60
Alarm	47	41	41	52	50	40
Traffic Complaint	31	43	49	48	45	47
911 Unintentional/Callerco	46	43	44	37	48	44
Check Property	28	27	29	39	52	44



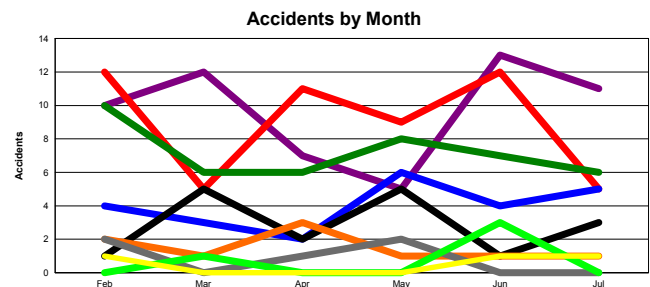
### Citations

	Feb	Mar	Apr	May	Jun	Jul
<b>Non-Traffic Citation</b>	0	3	2	14	0	0
<b>Ordinance</b>	16	11	14	9	14	8
<b>Traffic Citation</b>	209	245	217	172	152	173
<b>Traffic Warning</b>	236	361	292	277	210	297
<b>Total</b>	461	620	525	472	376	478



### Accidents

	Feb	Mar	Apr	May	Jun	Jul
<b>00 - No Collision</b>	10	12	7	5	13	11
<b>01 - Angle</b>	12	5	11	9	12	5
<b>03 - Front to Rear</b>	10	6	6	8	7	6
<b>07 - Sideswipe, Same Direction</b>	4	3	2	6	4	5
<b>Others</b>	1	5	2	5	1	3
<b>05 - Rear to Side</b>	2	1	3	1	1	1
<b>02 - Front to Front</b>	2	0	1	2	0	0
<b>04 - Rear to Rear</b>	0	1	0	0	3	0
<b>06 - Sideswipe, Opposite Directi</b>	1	0	0	0	1	1
<b>Total</b>	42	33	32	36	42	32





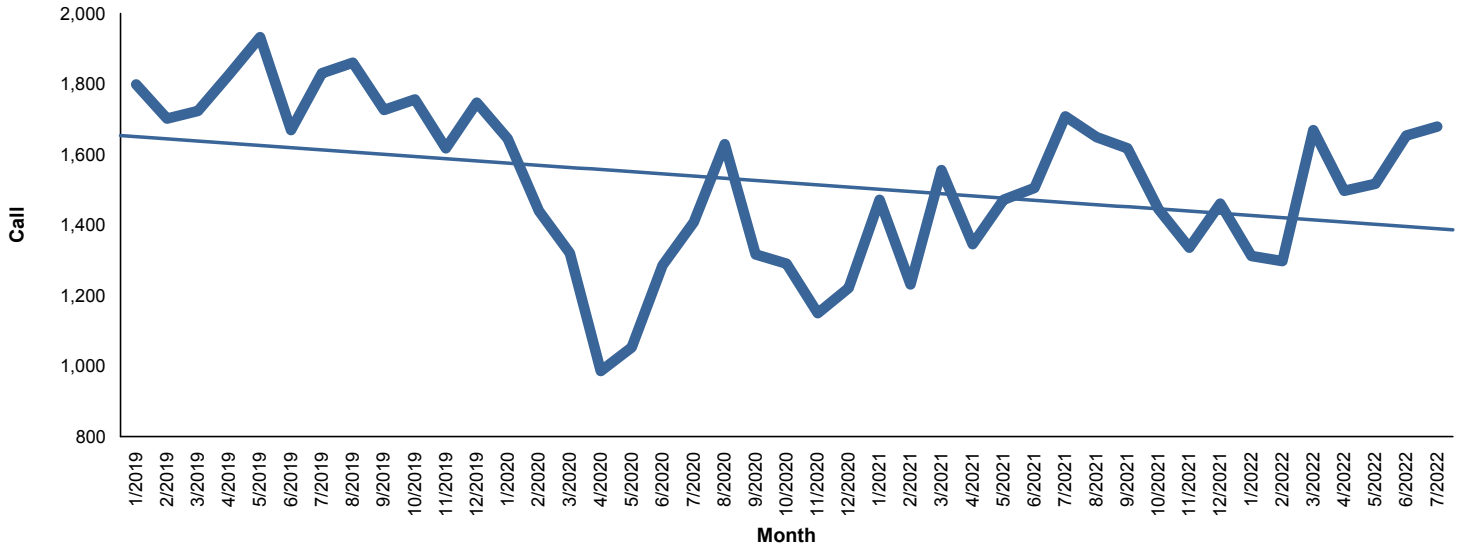
# City of Middleton Police Department

## Monthly Agency Summary

July of 2022

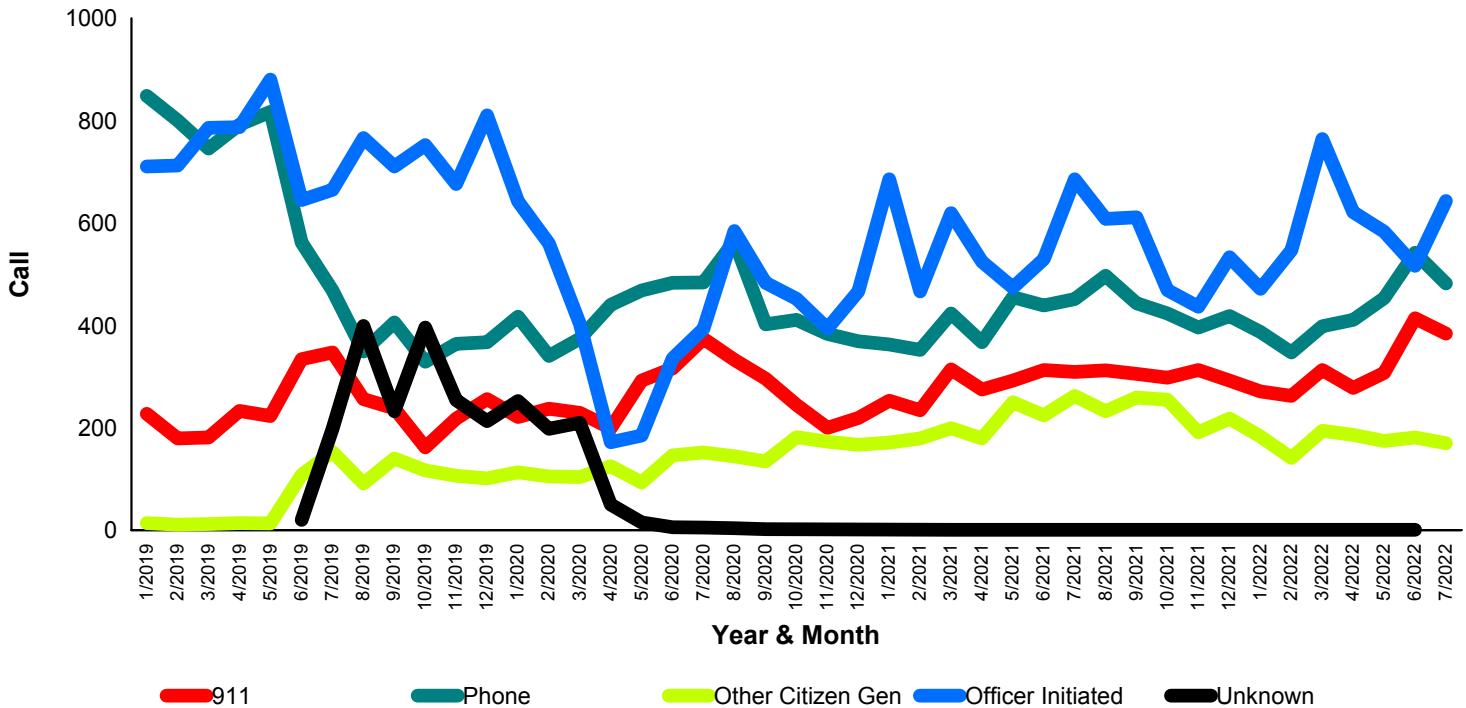


### Calls for Service



	Jan	Feb	Mar	Apr	May	Jun	Jul	Aug	Sep	Oct	Nov	Dec
2019	1,799	1,702	1,724	1,826	1,933	1,669	1,831	1,861	1,726	1,756	1,618	1,747
2020	1,645	1,440	1,320	986	1,053	1,286	1,408	1,629	1,317	1,290	1,150	1,221
2021	1,472	1,231	1,556	1,346	1,472	1,505	1,708	1,649	1,618	1,445	1,336	1,461
2022	1,312	1,298	1,669	1,497	1,517	1,654	1,679	0	0	0	0	0

### Calls for Service by Call Type



\* Excludes all cancelled and duplicate calls



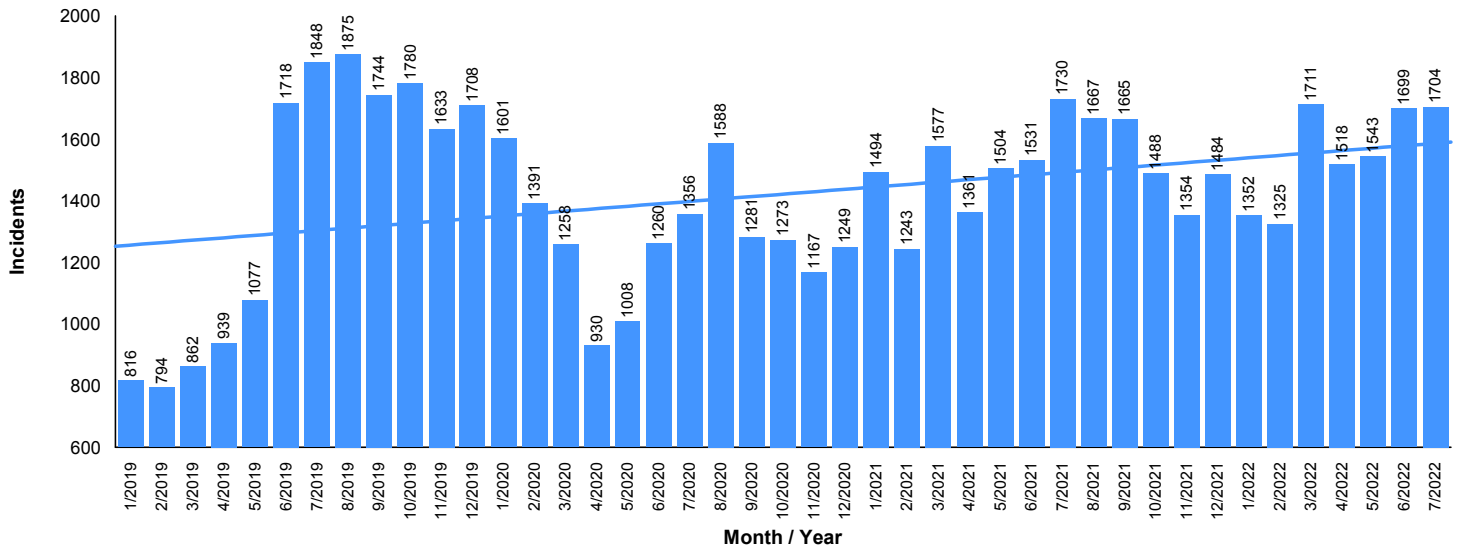
# City of Middleton Police Department

## Monthly Agency Summary

July of 2022



### Incidents



	2019	2020	2021	2022	Total
Incident Reports	16,794	15,362	18,098	10,852	61,106

Dispositions	2019	2020	2021	2022	Total
Others	16,794	13,906	9,042	5,577	45,319
Closed - No Report	0	1,456	9,056	5,275	15,787

Priority Incidents	2019	2020	2021	2022	Total
Violent	99	121	162	85	467
Property	494	490	447	247	1,678



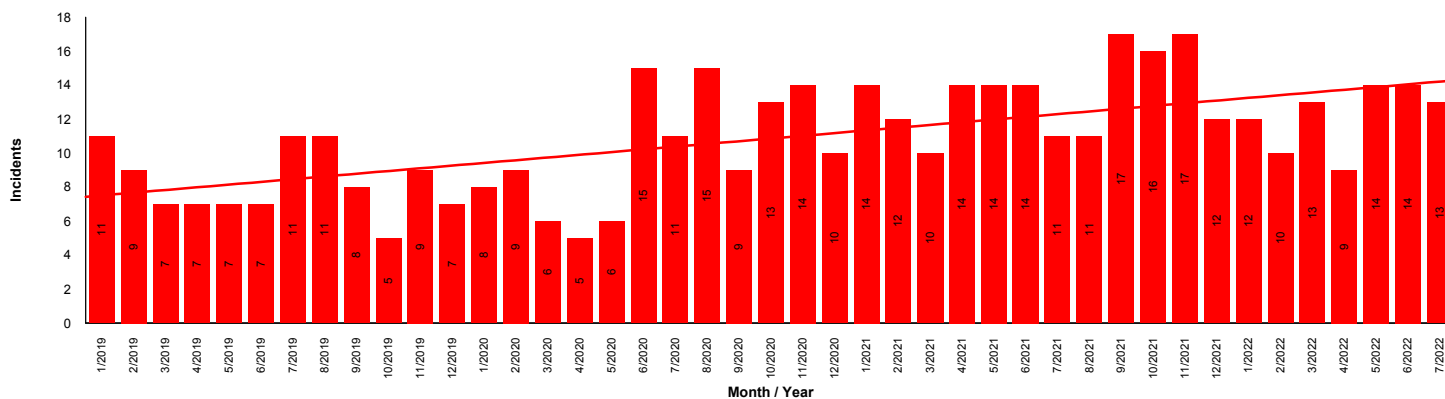
# City of Middleton Police Department

## Monthly Agency Summary

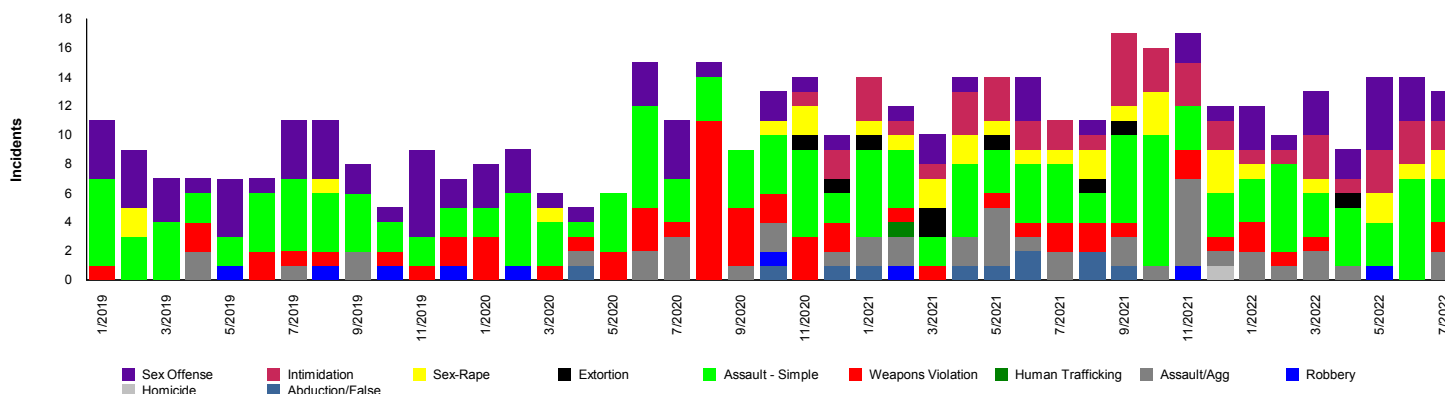
July of 2022



### Violent Incidents



	2019	2020	2021	2022	Total
<b>Abduction/False Imprisonment</b>	0	3	8	0	11
<b>Assault - Simple</b>	40	44	51	29	164
<b>Assault/Agg</b>	5	10	23	8	46
<b>Extortion</b>	0	2	6	1	9
<b>Homicide</b>	0	0	1	0	1
<b>Human Trafficking</b>	0	0	1	0	1
<b>Intimidation</b>	0	3	29	14	46
<b>Robbery</b>	4	2	2	1	9
<b>Sex-Offense</b>	36	20	11	19	86
<b>Sex-Rape</b>	3	4	18	7	32
<b>Weapons Violation</b>	11	33	12	6	62
<b>Total</b>	99	121	162	85	467



\* The following report contains offenses that are attempted and offenses that not tracked by the State of Wisconsin to allow the most accurate allocation of police resources. These offenses are being constantly investigated and are subject to change as more accurate information is gathered. October 2020 there was a switch from report to UCR to IBRS. This had many changes to the offense category. Assault-Sex is now broken down into more specific categories such as: Sex-Exposure, Sex-Fondling, Sex-Statutory, etc. Robbery is no longer broken out and is now just robbery. Abduction was also added in October 2020 and is the most serious of all offenses. The FBI description is "The unlawful seizure, transportation, and/or detention of a person against their will". This will include domestic violence incidents where a subject was detained against their will and not free to leave. 0's may appear prior or post to October 2020 if that category was utilized.



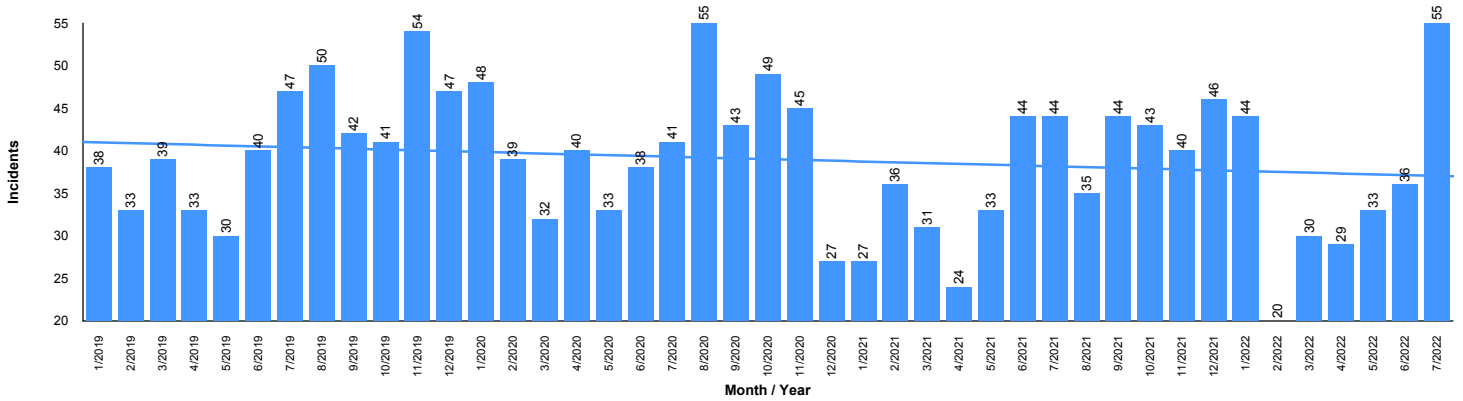
# City of Middleton Police Department

## Monthly Agency Summary

July of 2022



### Property



	2019	2020	2021	2022	Total
Arson	1	0	0	0	1
Motor Vehicle Theft	15	22	24	17	78
Burglary	2	5	0	0	7
Burglary-Residence	34	15	25	6	80
Burglary-Other	9	6	9	2	26
Theft from Auto	44	47	47	33	171
Theft-Building	63	24	24	13	124
Theft-Pocket	1	0	1	0	2
Theft-Bicycle	6	4	0	0	10
Theft-Auto Parts	6	11	15	13	45
Theft-Coin Op	0	1	1	0	2
Theft-Other	34	45	71	38	188
Theft-Retail	43	50	37	19	149
Theft	4	18	1	4	27
Theft-Purse	1	0	1	1	3
Forgery	1	0	0	0	1
Counterfeit	0	2	18	5	25
Fraud	128	128	29	13	298
Identity Theft	0	10	55	18	83
Confidence Fraud	0	3	16	13	32
Impersonation	0	0	1	6	7
Wire Fraud	0	1	0	2	3
Bad Check	0	1	2	1	4
Stolen Property Offense	0	1	2	2	5
Property-Damage	102	96	68	41	307
<b>Total</b>	<b>494</b>	<b>490</b>	<b>447</b>	<b>247</b>	<b>1,678</b>



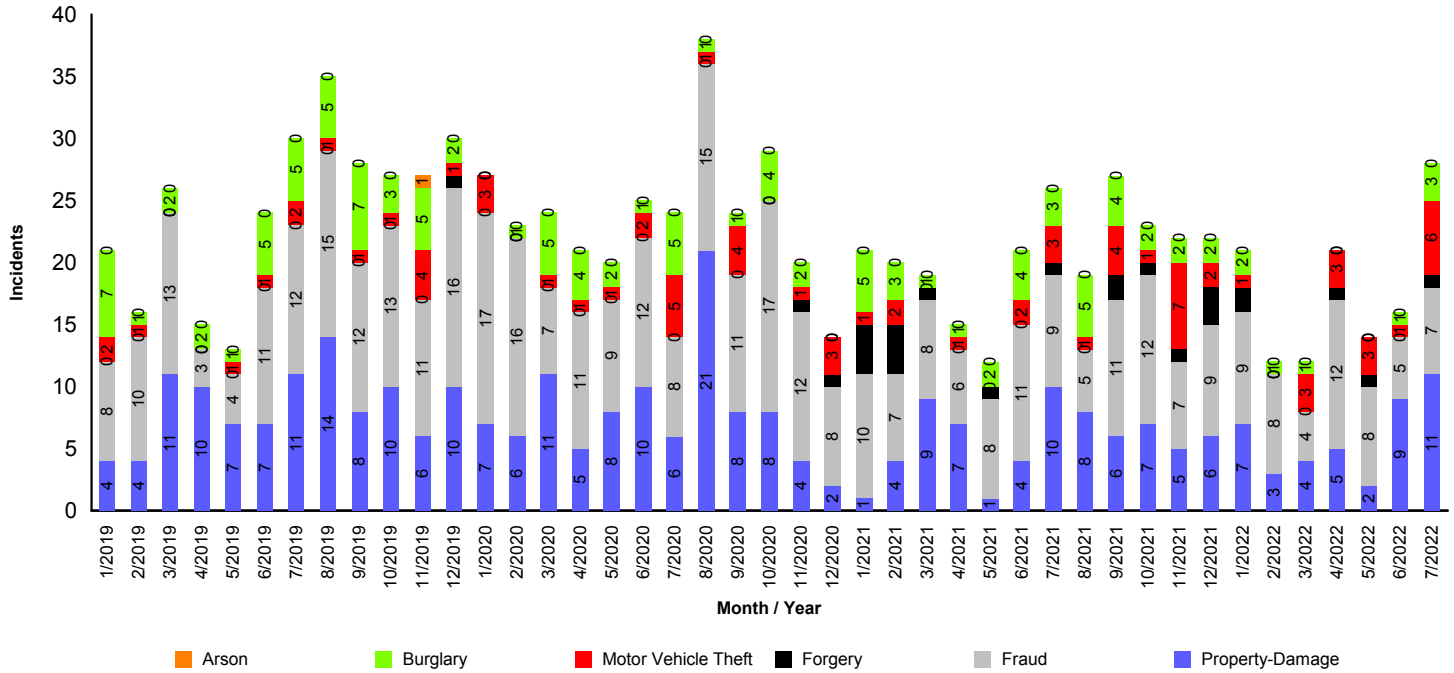
# City of Middleton Police Department

## Monthly Agency Summary

July of 2022



### Property I



	2019	2020	2021	2022	Total
Arson	1	0	0	0	1
Burglary	45	26	34	8	113
Motor Vehicle Theft	15	22	24	17	78
Forgery	1	2	18	5	26
Fraud	128	143	103	53	427
Property-Damage	102	96	68	41	307
<b>Total</b>	<b>292</b>	<b>289</b>	<b>247</b>	<b>124</b>	<b>952</b>



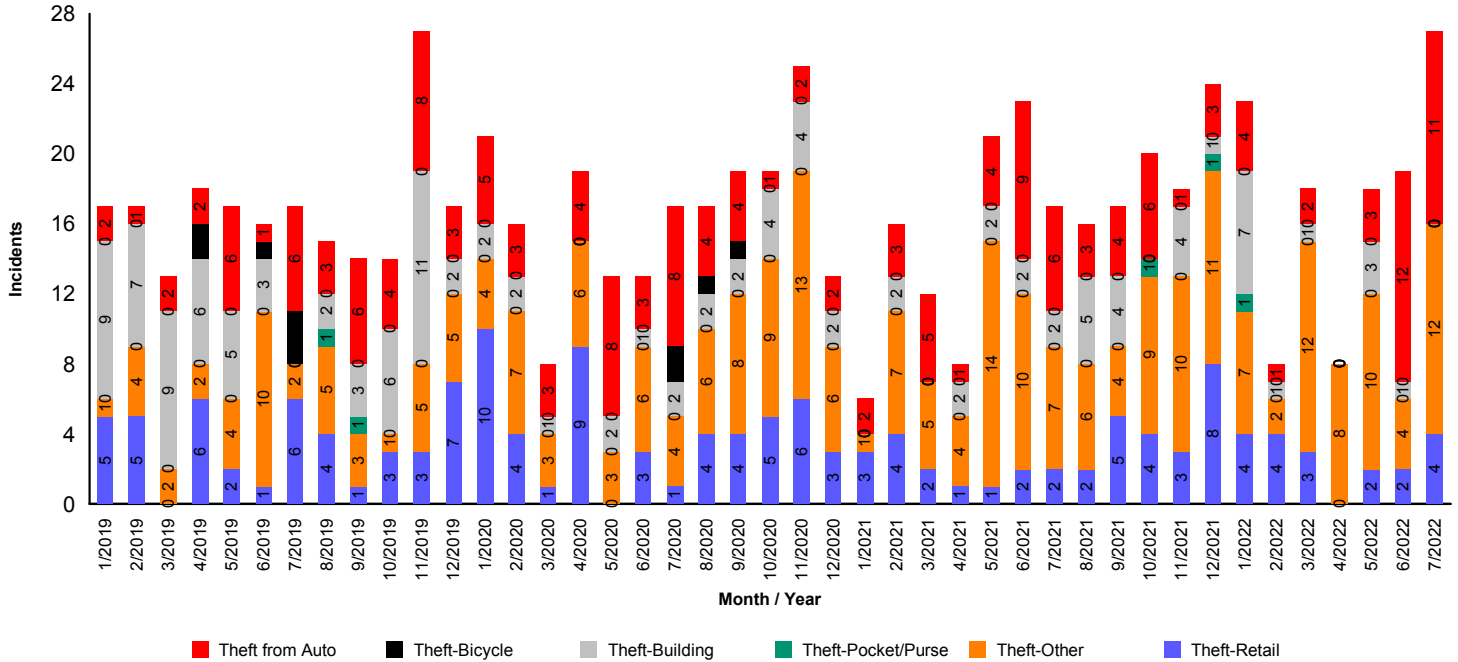
# City of Middleton Police Department

## Monthly Agency Summary

July of 2022



### Property II



	2019	2020	2021	2022	Total
<b>Theft from Auto</b>	44	47	47	33	171
<b>Theft-Bicycle</b>	6	4	0	0	10
<b>Theft-Building</b>	63	24	24	13	124
<b>Theft-Pocket/Purse</b>	2	0	2	1	5
<b>Theft-Retail</b>	43	50	37	19	149
<b>Theft-Other</b>	44	75	88	55	262
<b>Total</b>	202	200	198	121	721



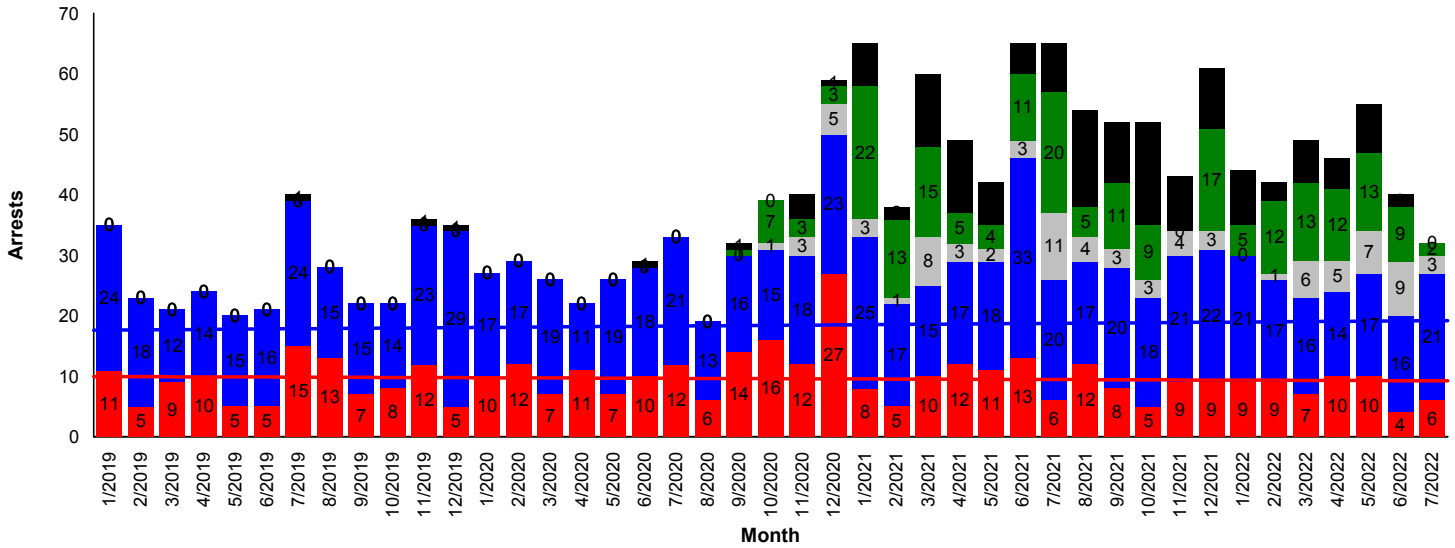
# City of Middleton Police Department

## Monthly Agency Summary

July of 2022



### Arrests



	2019	2020	2021	2022	Total
<b>Felony</b>	105	144	108	55	412
<b>Misdemeanor</b>	219	207	243	122	791
<b>Warrant/P&amp;P</b>	0	9	48	31	88
<b>Ordinance</b>	0	14	132	66	212
<b>Others</b>	3	7	115	34	159
<b>Total</b>	327	381	646	308	1,662





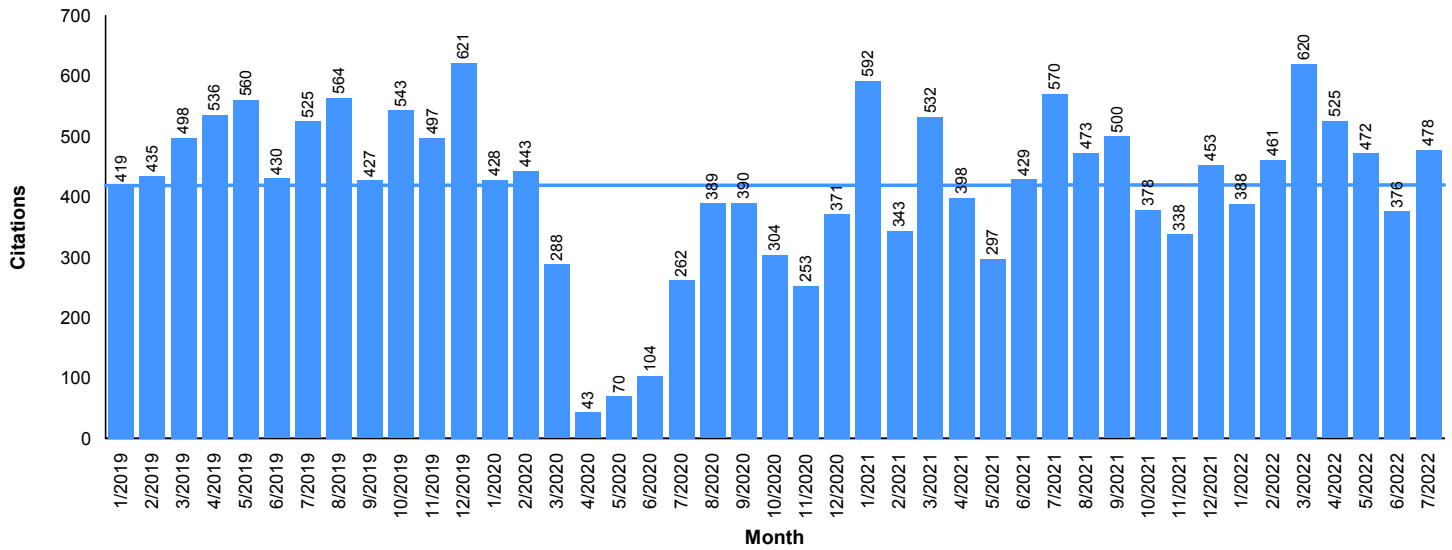
# City of Middleton Police Department

## Monthly Agency Summary

July of 2022



### Citations



	2019	2020	2021	2022	Total
Non-Traffic Citation	0	0	1	19	20
Ordinance	327	227	191	83	828
Other Warning	9	13	0	0	22
Parking	0	3	4	0	7
Traffic Citation	2,137	1,485	2,125	1,276	7,023
Traffic Warning	3,582	1,617	2,982	1,942	10,123
<b>Total</b>	<b>6,055</b>	<b>3,345</b>	<b>5,303</b>	<b>3,320</b>	<b>18,023</b>



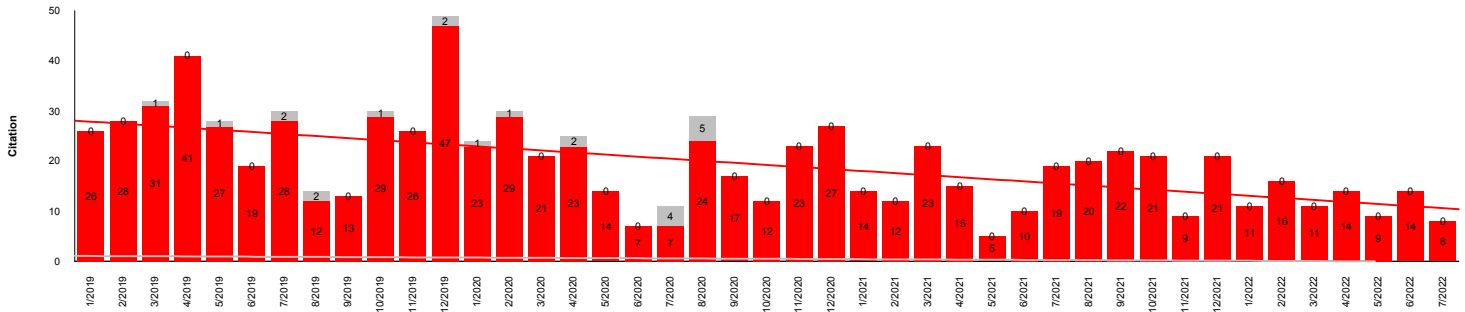
# City of Middleton Police Department

## Monthly Agency Summary

July of 2022



### Ordinance

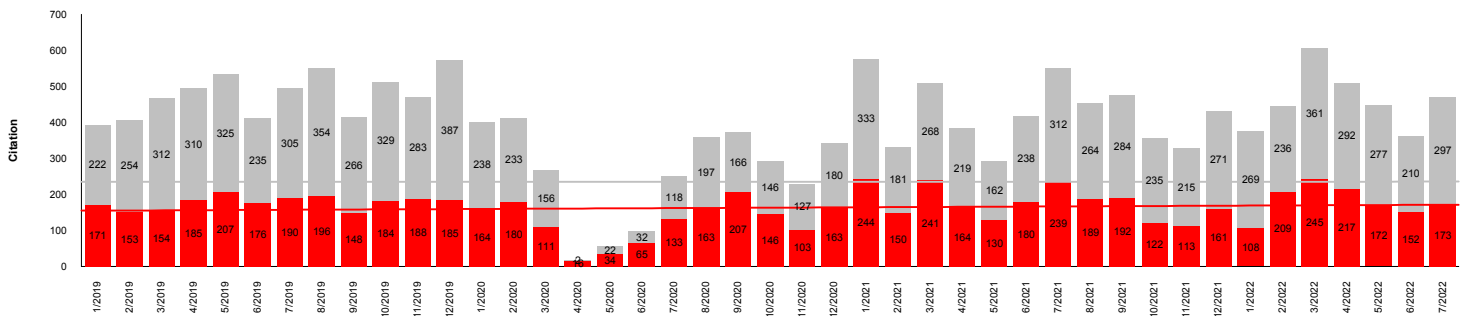


	2019	2020	2021	2022	Total
<b>Ordinance Citation</b>	327	227	191	83	828
<b>Ordinance Warning</b>	9	13	0	0	22

### Top 10 Violations

	2019	2020	2021	2022	Total
Disorderly Conduct	63	29	50	22	164
Possession Of Controlled Substance	53	15	0	0	68
Resisting Or Obstructing Officer	20	22	13	2	57
Underage Consume/Possess Alcoholic Bevera	24	25	0	0	49
Poss Of Controlled Substance	0	15	22	11	48
Retail Theft/ Shoplifting	25	15	0	0	40
Possession Drug Paraphernalia	23	12	0	0	35
Underage Drinking-Possess-17-20	0	1	19	13	33
Retail Theft/Shoplifting	0	4	15	7	26
Curfew Minors 15 Through 17	6	17	1	0	24

### Traffic



	2019	2020	2021	2022	Total
<b>Traffic Citation</b>	2,137	1,485	2,125	1,276	7,023
<b>Traffic Warning</b>	3,582	1,617	2,982	1,942	10,123



# City of Middleton Police Department

## Monthly Agency Summary

July of 2022



### Calls for Service by Shift for July of 2022

	1	2	3	Total
911 Abandoned	8	4	1	13
911 Abandoned Text Message	0	1	1	2
911 Disconnect	10	7	1	18
911 Misdial	4	7	0	11
911 Multiple/Nuisance	0	0	1	1
911 Open Line	10	10	3	23
911 Playing With Phone	0	2	0	2
911 Question	1	3	1	5
911 Unintentional/Callercontct	21	19	4	44
Aa-Assist Ambulance	57	51	26	134
Ac-Assist Citizen	42	37	13	92
Accident-Bicycle	1	1	0	2
Accident-Deer	1	1	0	2
Accident-Hit/Run	3	5	1	9
Accident-Injury	0	0	1	1
Accident-No Injury	11	7	1	19
Accident-Private Property	1	1	0	2
Accident-Unknown Injury	1	1	0	2
Afd-Assist Fire Department	9	11	2	22
Alarm	12	12	16	40
Alarm-Business	6	2	2	10
Animal-Barking	0	1	0	1
Animal-Bite	3	1	0	4
Animal-Disturbance	2	1	0	3
Animal-Found	2	2	0	4
Animal-General/Stray	18	10	2	30
Animal-Lost	2	0	0	2
Arrested Adult	0	0	2	2
Assist Citizen-Lake	0	1	0	1
Assist Other Agency	7	5	11	23
Assist Other Agency-K9	0	2	2	4
Assist-Community Policing	4	0	0	4
Burglary-Residence	2	0	1	3
Check Area/Foot Patrol	1	1	1	3
Check Person	30	37	14	81
Check Person - Panhandler	3	2	1	6
Check Person-Problem Solving	0	1	2	3
Check Property	12	20	12	44
Check Property-Problem Solving	0	2	37	39
Civil Dispute	3	6	0	9
Conveyance	2	0	0	2
Damage To Property	6	3	2	11
Death Investigation	2	1	1	4
Directed Patrol	0	1	0	1
Disabled Vehicle	5	4	3	12
Disturbance	6	9	0	15
Domestic/Family Trouble	4	6	6	16
Drug Investigation	0	1	1	2
Follow Up	43	45	1	89
Found Person	1	0	0	1
Found Property	13	6	0	19
Fraud	10	5	0	15
Harassment	3	4	0	7
Information (Law)	18	30	12	60

City of Middleton Police Department

7341 Donna Dr  
Phone: 608-824-7300

The following report contains offenses that are attempted and offenses that not tracked by the State of Wisconsin to allow the most accurate allocation of police resources. These offenses are being constantly investigated and are subject to change as more accurate information is gathered. Violent and property incidents are counted by each incident and the high offense listed in that incident.



# City of Middleton Police Department

## Monthly Agency Summary

July of 2022



	1	2	3	Total
Intoxicated Driver	0	3	4	7
Intoxicated Person	0	3	2	5
Juvenile Complaint	0	0	2	2
Liquor Law-Bar Check	0	0	18	18
Lost Property	2	0	0	2
Mental Health Response	1	0	0	1
Missing Adult	2	0	0	2
Missing Juvenile	1	2	0	3
Neighbor Trouble	1	2	0	3
Noise Disturbance	11	9	4	24
Overdose	0	1	0	1
Phone Message (Law)	0	1	1	2
Pnb/Aed Response	2	0	0	2
Preserve Peace	3	1	0	4
Private Parking	3	0	0	3
Recovd Stolen-Outside Agency	1	0	0	1
Repossessed Vehicle Info	4	0	0	4
Safety Hazard	12	3	5	20
Sex Offense-Misc	0	1	0	1
Sexual Assault-Adult	2	0	0	2
Special Event	0	1	1	2
Street Parking	12	6	3	21
Suspicious Person	5	6	1	12
Suspicious Vehicle	1	3	8	12
Theft	9	4	0	13
Theft-Auto	3	1	3	7
Theft-Bicycle	0	2	0	2
Theft-From Auto	7	2	2	11
Theft-Other Vehicle	0	0	1	1
Theft-Retail	0	1	0	1
Threats	4	0	1	5
Towed Vehicle	1	0	3	4
Traffic Arrest	1	2	1	4
Traffic Complaint	11	24	12	47
Traffic Incident-Past	1	0	0	1
Traffic Stop	112	210	98	420
Trespass Complaint	4	2	1	7
Unwanted Person	0	1	2	3
Vacation Watch	5	3	0	8
Vehicle Lockout	6	7	2	15
Violation Of Court Order	1	0	0	1
Weapons Violation	1	0	0	1
<b>Total</b>	<b>629</b>	<b>690</b>	<b>360</b>	<b>1,679</b>